


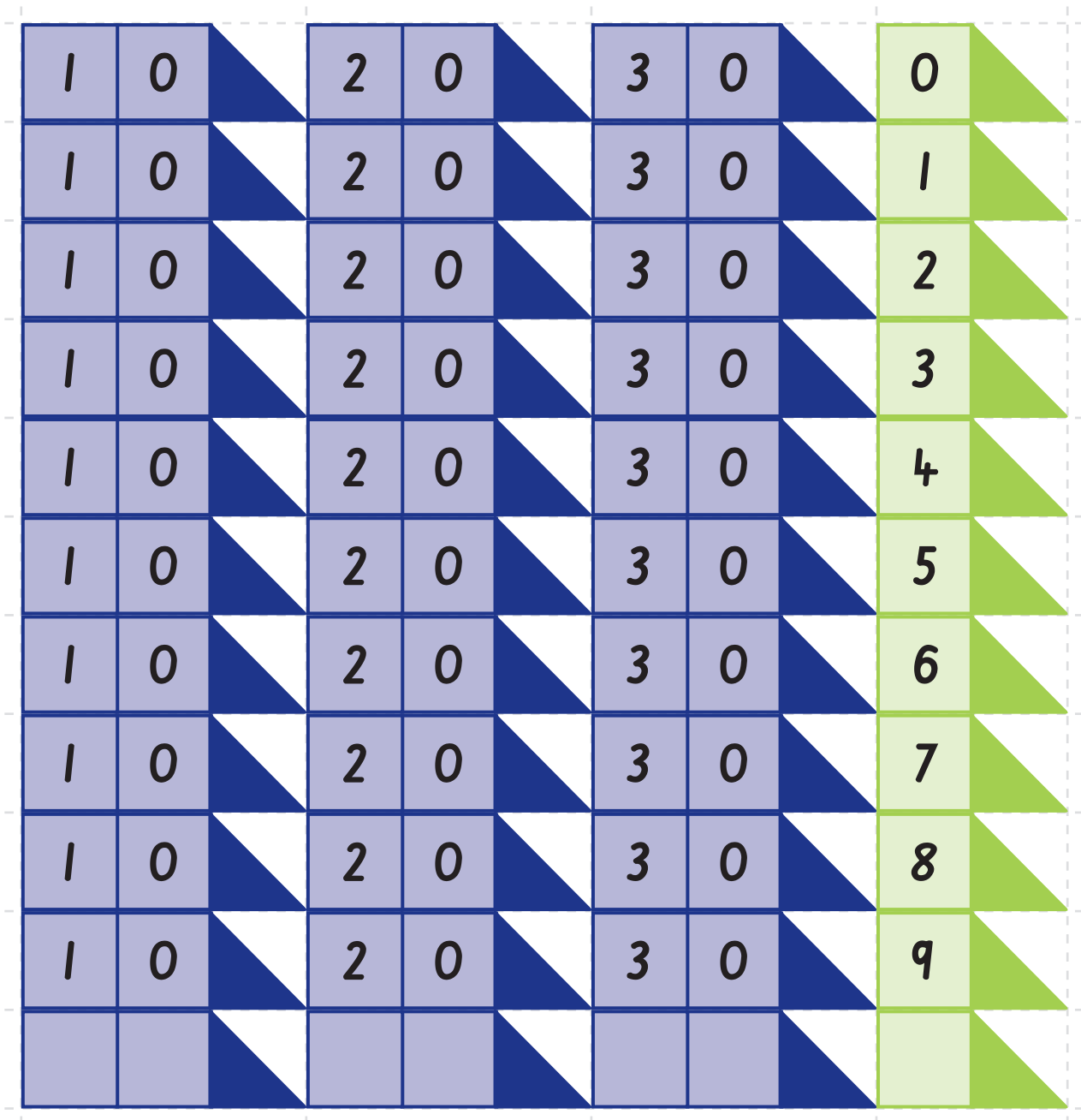
# Place Value Arrow Cards



**Tip:** Laminate the place value arrow cards and add adhesive hook and loop tape so the tens and ones join together. To do this:

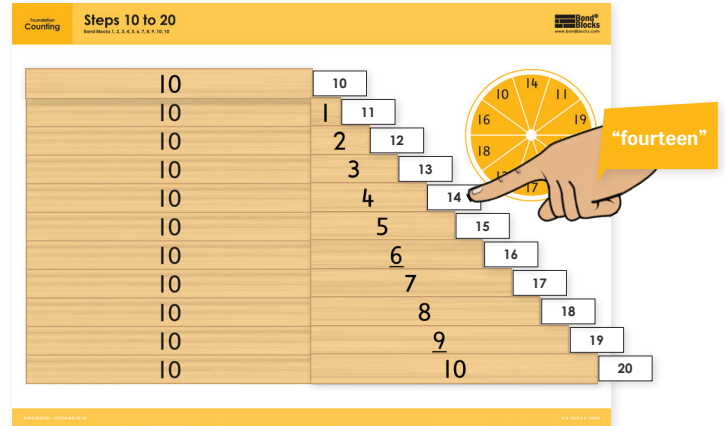
- Print and laminate the A4 photocopyable Place Value Arrow Cards sheet.
- Run a strip of the hook tape vertically to cover the blue ten's arrows.
- Turn the sheet over. Run a strip of the loop tape over the back of the green one's arrows.
- Cut out the arrow cards, removing the excess hook and loop tape.

Alternatively, laminate and place adhesive putty on the blue tens arrow to stick the one's arrow to the ten's arrow.



# Number Cards

- Cut these number cards out and place them next to the matching Bond Blocks.
- Arrange Bond Blocks with the 10 blocks on the left according to place value.



10	10
11	11
12	12
13	13
14	14
15	15
16	16
17	17
18	18
19	19
20	20

20	20
21	21
22	22
23	23
24	24
25	25
26	26
27	27
28	28
29	29
30	30