

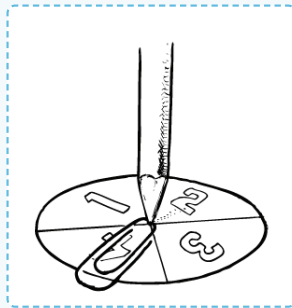
SPINNERS

Spinners are a fantastic resource for maths games, probability concepts and more. Spinners can come in a number of forms.

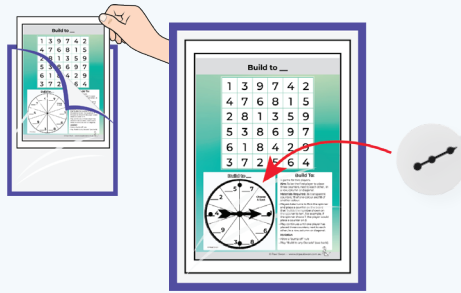


TEMPORARY SPINNERS


1. Need a spinner in a pinch? Place a **paperclip** onto the spinner circle so that one end of the paperclip goes around the centre on the point of a pen. It should spin around the pen point and land on different outcomes.



2. A **Round Spinner** is a general purpose spinner that sits on top of paper, printed / laminated games or Write and Wipe Sleeves.



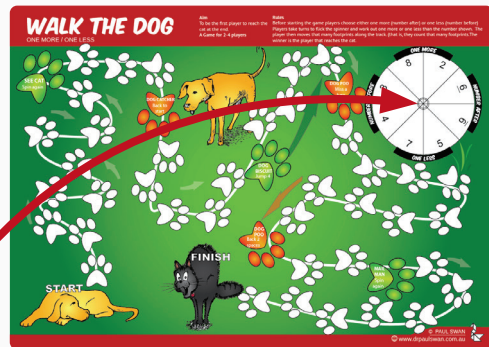
3. A **Suction Spinner** is another easy-to-use spinner that is particularly good together with whiteboards and write and wipe sleeves



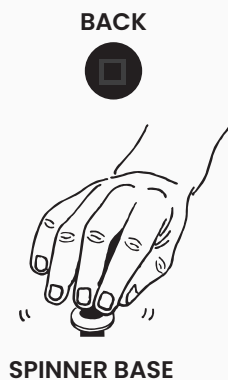
available from www.drpaulswan.com.au/shop

PERMANENT SPINNERS

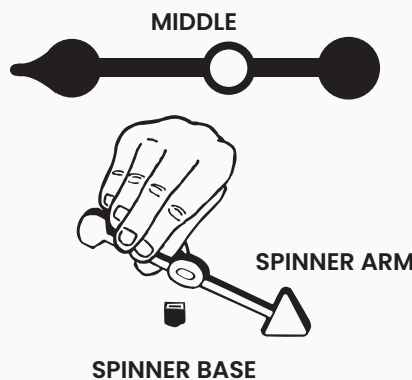
For a more permanent solution you can purchase plastic spinner arrows (available from www.drpaulswan.com.au) and use a nail to make a hole through a laminated spinner template or game board. Spinner arrows come in three parts – a base, and arrow and the cap.



1. Use a nail or other pointed object to create a hole in a laminated spinner template or game board.



2. Insert the spinner base from the back of the laminated spinner through the hole.




3. Click the spinner together.



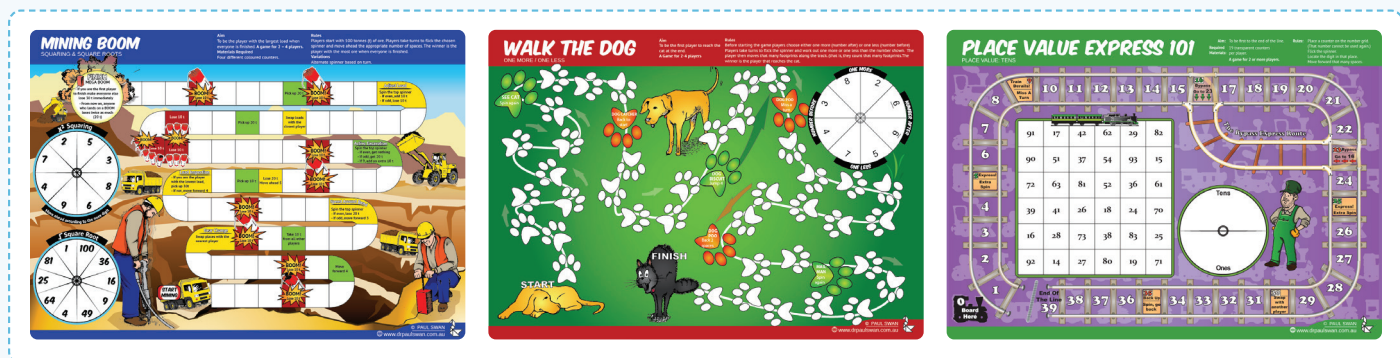
WHAT CAN I DO WITH MY SPINNERS

SPINNER ACTIVITIES

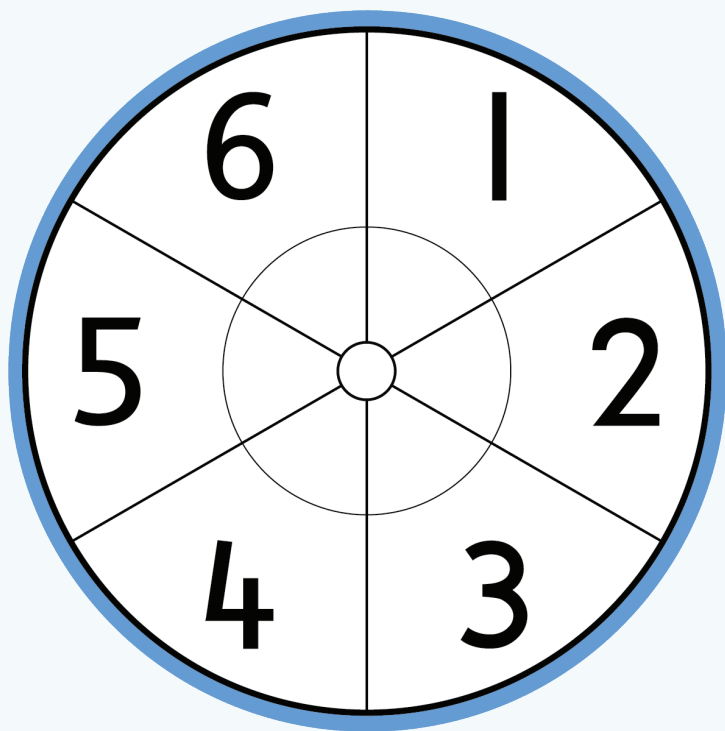
On www.drpaulswan.com.au you can download our free spinner games packs



We also have a range of purchase-and-print games that use spinners available on www.drpaulswan.com.au/shop



1 - 6 SPINNER



0 - 9 SPINNER

