

Pocket Dice Games Sampler 1

About this sampler:

This sampler includes a few simple games for your Pocket Dice

For more advanced games and extensive teacher notes, grab a Mathematics Games with Pocket Dice book - available from www.drpaulswan.com.au



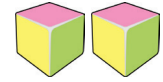
DR PAUL SWAN
LINDA MARSHALL



Sampler - Activities

Activity	What	Year	Curriculum Links	Extra Materials
Building Towers	Which is the larger number?	F	ACMNA002, ACMNA289	2cm Cubes
Pocket Multi	Recall basic multiplication facts of two, three, five and ten	3 / 4	ACMNA056, ACMNA075	
Multiply and Add	Multiplication	3 / 4	ACMNA076	Paper
Multiplying Game	Another game for Multiplication Basic Facts	4	ACMNA075	Game Board

Building Towers



Year: Foundation | Small groups, Pairs

Requires 2 Dice

Purpose

Add small numbers, make towers with cubes and compare their heights.

Extra equipment

2 cm cubes

Activity


Players take turns to toss the two dice and add the dots and digits shown. That will be the number of cubes to be collected. Students make the cubes into a tower, and compare to see who has the tallest tower.

Variations


Players toss the dice three or more times and collect the cubes; then compare to find out which player has the tallest tower.

The two dice from the 'Bear Pits' game could be used instead of these ones, so that students are adding numbers from 1 to 3 rather than from 1 to 2..


Building Towers Inserts 1/2




Pocket Dice: Building Towers




Pocket Dice: Building Towers




Pocket Dice: Building Towers



Pocket Dice: Building Towers



Pocket Dice: Building Towers



Pocket Dice: Building Towers

Building Towers Inserts 2/2

1

Pocket Dice: Building Towers

2

Pocket Dice: Building Towers

1

Pocket Dice: Building Towers

2

Pocket Dice: Building Towers

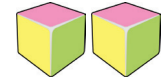
1

Pocket Dice: Building Towers

2

Pocket Dice: Building Towers

Pocket Multi



Years: 3 & 4 | Small groups, Pairs

Requires 2 Dice

Purpose

Practice relevant basic multiplication facts..

Extra equipment

None.

Activity

Players take turns to toss the two dice and complete the multiplication shown. The player with the highest result gets a point. Play continues for 10 tosses each, and the player with the most points is the winner..

Variations

Play continues until one player reaches 10 points and that person is the winner.

Play the game for a set amount of time, for example 15 minutes. The player with the highest number of points is the winner.

Pocket Multi Inserts 1 of 4

2

Pocket Dice: Pocket Multi

3

Pocket Dice: Pocket Multi

4

Pocket Dice: Pocket Multi

5

Pocket Dice: Pocket Multi

6

Pocket Dice: Pocket Multi

7

Pocket Dice: Pocket Multi

Pocket Multi Inserts 2 of 4

× 0

Pocket Dice: Pocket Multi

× 1

Pocket Dice: Pocket Multi

× 2

Pocket Dice: Pocket Multi

× 3

Pocket Dice: Pocket Multi

× 5

Pocket Dice: Pocket Multi

× 10

Pocket Dice: Pocket Multi

Pocket Multi Inserts 3 of 4

8

Pocket Dice: Pocket Multi

8

Pocket Dice: Pocket Multi

9

Pocket Dice: Pocket Multi

9

Pocket Dice: Pocket Multi

10

Pocket Dice: Pocket Multi

10

Pocket Dice: Pocket Multi

Pocket Multi Inserts 4 of 4

× **4**

Pocket Dice: Pocket Multi

× **6**

Pocket Dice: Pocket Multi

× **7**

Pocket Dice: Pocket Multi

× **8**

Pocket Dice: Pocket Multi

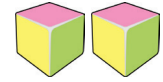
× **9**

Pocket Dice: Pocket Multi

× **2**

Pocket Dice: Pocket Multi

Multiply and Add



Year: 3 & 4 | Small groups, Pairs

Requires 2 Dice

Purpose

Multiply large numbers by one-digit numbers, and then add the results.

Extra equipment

Paper to record results. Calculator if needed.

Activity

Players take turns to toss the two dice and multiply the numbers shown; for example '8' and '108' would result in a total of 864. Players record their result, and add each result to their total. Play continues for 5 tosses each, and the player with the highest total is the winner.

Variation

1. Play continues for 10 tosses each.
2. Play continues until one player reaches or passes a certain target, e.g. 5 000 points and that person is the winner.

Multiply and Add Inserts 1/2

4

Pocket Dice: Multiply and Add

5

Pocket Dice: Multiply and Add

6

Pocket Dice: Multiply and Add

7

Pocket Dice: Multiply and Add

8

Pocket Dice: Multiply and Add

9

Pocket Dice: Multiply and Add

Multiply and Add Inserts 2/2

74

Pocket Dice: Multiply and Add

83

Pocket Dice: Multiply and Add

96

Pocket Dice: Multiply and Add

101

Pocket Dice: Multiply and Add

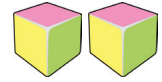
108

Pocket Dice: Multiply and Add

114

Pocket Dice: Multiply and Add

Multiplying Game



Year: 4 | Pairs

Requires 2 Dice

Purpose

Basic multiplication facts.

Extra equipment

Multiplying Game board per player, 20 counters per player.

Activity


Players take turns to roll the two dice and multiply the value on Dice 1 by the multiplier on Dice 2; for example rolling a **7** and a **×6** would result in **42**.

The player puts a counter on the answer on their Game board. If they already have a counter in that cell, it becomes the other player's turn.

The winner is the first player to have their entire grid covered in counters.

Discussion could take place as to why the numbers on the Game board were chosen. Why were some numbers such as 27 not included?

Variations

 **Sudden Death:** If both players only have one remaining open spot on their board, give both players two pocket dice and let them roll as fast as they can until one player gets their needed numbers and shouts out "I win".

Four in a Row (Quicker): The first player to get 4 counters in a row, either vertically or horizontally, is the winner.

Simpler: Dice 1 could be replaced by a standard 6-faced dice (1 – 6) if a simpler version is needed. Game Board 2 would need to be used, and players would need 27 counters each.

Multiplying Game Inserts 1 of 2

4

Pocket Dice: Multiplying Game

5

Pocket Dice: Multiplying Game

6

Pocket Dice: Multiplying Game

7

Pocket Dice: Multiplying Game

8

Pocket Dice: Multiplying Game

9

Pocket Dice: Multiplying Game

Multiplying Game Inserts 2 of 2

× 4

Pocket Dice: Multiplying Game

× 5

Pocket Dice: Multiplying Game

× 6

Pocket Dice: Multiplying Game

× 7

Pocket Dice: Multiplying Game

× 8

Pocket Dice: Multiplying Game

× 9

Pocket Dice: Multiplying Game

Multiplying Game Board 1

28	40	54	81
25	36	49	72
24	35	48	64
20	32	45	63
16	30	42	56

Multiplying Game Board 2

9	18	28	42	
8	16	27	40	
7	15	25	36	
6	14	24	35	54
5	12	21	32	48
4	10	20	30	45